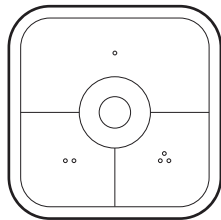


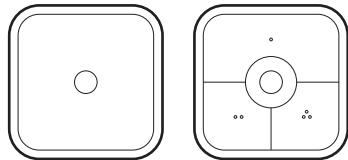
Aeotec

NanoMote One / Quad ZWA004 and ZWA003



Used in this guide.

NanoMote One / Quad



NanoMote One (Front) or NanoMote Quad (Front)



Keychain loop



Micro USB

Important safety information.

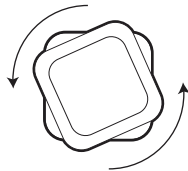
Depending on your model, please read this and the electronic guide(s) at support.aeotec.com/nanomote or support.aeotec.com/nanomotequad carefully. Failure to follow the recommendations set forth by Aeotec Limited may be dangerous or cause a violation of the law. The manufacturer, importer, distributor, and / or reseller will not be held responsible for any loss or damage resulting from not following any instructions in this guide or in other materials.

NanoMote One and NanoMote Quad are intended for indoor use in dry locations only. Do not use in damp, moist, and / or wet locations.

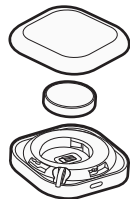
Quick start.

The following will step you through installing NanoMote One or NanoMote Quad and connecting it to your Z-Wave network.

1. Anticlockwise twist and open the back cover.



2. Insert the battery with the flat side upwards
3. Replace the back cover, clockwise twist to lock it.



4. Set your Z-Wave gateway into its 'add device' mode in order to connect NanoMote One or NanoMote Quad to your Z-Wave system. Refer to the gateway's manual if you are unsure of how to perform this step.
5. Press Action Button once; its LED will flash blue.
6. The LED will turn solid blue until NanoMote One or NanoMote Quad successfully joins your Z-Wave network. Should the LED keep flash blue for 30 seconds, it has been unable to join your Z-Wave network; repeat the above steps and please contact us for further support if needed.
7. Power it via mains electricity with the provided Micro USB cable if needed.

NanoMote One or NanoMote Quad is now a part of your Z-Wave home control system. You can configure it and its automations via your Z-Wave system; please refer to your software's user guide for precise instructions.

Get help & learn more.

Should you encounter any problems visit <http://support.aeotec.com/nanomote> or <http://support.aeotec.com/nanomotequad> or contact our support team via service@aeotec.com. You can also learn more about features, configuration options, and technical specifications at the respective link.

Gateway compatibility.

To see if this device is known to be compatible with your Z-Wave gateway, please refer to aeotec.com/z-wave-gateways

FCC Notice.

This device complies with part 15 of the FCC rules. Operation is subject to the following two conditions: (1) this device may not cause harmful interference, and (2) this device must accept any interference received, including interference that may cause undesired operation.

The manufacturer is not responsible for any radio or TV interference caused by unauthorized modifications or change to this equipment. Such modifications or change could void the user's authority to operate the equipment.

This equipment has been tested and found to comply with the limits for a Class B digital device, pursuant to part 15 of the FCC Rules. These limits are designed to provide reasonable protection against harmful interference in a residential installation. This equipment generates, uses and can radiate radio frequency energy and, if not installed and used in accordance with the instructions, may cause harmful interference to radio communications. However, there is no guarantee that interference will not occur in a particular installation. If this equipment does cause harmful interference to radio or television reception, which can be determined by turning the equipment off and on, the user is encouraged to try to correct the interference by one or more of the following measures:

- Reorient or relocate the receiving antenna.
- Increase the separation between the equipment and receiver.
- Connect the equipment into an outlet on a circuit different from that to which the receiver is connected.
- Consult the dealer or an experienced radio/TV technician for help.
- This device and its antenna(s) must not be co-located or operating in conjunction with any other antenna or transmitter.

Declaration of Conformity.

Aeotec Limited declares that NanoMote One / NanoMote Quad is in compliance with the essential requirements and other relevant provisions of RED 2014/53/EU, RoHS 2011/65/EU, IEC 62321:2008, EN 50581:2012 and ErP Directive 2009/125/EC, No 1275/2008 AMENDMENT 801/2013. The full text of the declaration is available from <https://support.aeotec.com/nanomote/doc>

Specifications.

Z-Wave devices operate between 868.40 & 926.3 MHz depending on local restrictions. It uses up to 4 dBm ERP transmit power, enabling long range connectivity. Full information on device specifications and certifications at support.aeotec.com/nanomote/specs or support.aeotec.com/nanomotequad/specs

California Proposition 65.

WARNING: This product contains a chemical known to the State of California to cause birth defects or other reproductive harm. Use only for intended purposes. Do not use for other purposes including, but not limited to, the consumption of food and drinks.



RoHS



FCC ID: 2AOGIZWA003-004

Aeotec

✉ service@aeotec.com

@ www.aeotec.com