


# PAN06-1/-2/-3 In Wall Dual Relay(1 Way) Switch Module 2X1.5KW

Z-Wave Series



## Features

- World first two relay Z-wave 400 series module in a very slim case
- Adopt Z-Wave protocol to secure the success of wireless two way communication
- Slim design, easy install
- Adopt newest Z-wave 400series chip, support multichannel operation and higher data rate (9.6/40/100kbps)
- Higher RF output power (+2.5dBm output power as compared to -2.5dBm 300 series Z-wave module) to enhance the communication range
- Resistive load 1500W X 2
- Two dry contact relay
- Z-Wave V6.02
- Very low Electricity consumption, meet Europe year 2012 energy-related products requirement directive 2009/125/EC no. 1275/2008
- Z-Wave Certificated No. ZC08-13050004
- **LVD:** EN 60669-2-1:2004+A1:2009+A12:2010, EN 60669-2-2 :2006 EN 60669-1:1999+A1:2002+A2:2008+IS1:2009
- **R&TTE :** EN 301489, EN 300200,



## Introduction

This in-wall switch module is a transceiver which is a Z-Wave™ enabled device and is fully compatible with any Z-Wave™ enabled network. Mini size design let the module can easily hide itself into the wall box and that will be good for the house decoration. There are many kind of application by using the module to switch Load ON and OFF , one main application is the light control. If connect the com port directly to AC Line terminal, the new smart relay calibration technology can reduce the inrush current caused by the load and let the module work perfectly with many kind of light like incandescent, fluorescent and LED light. This module can also connect to alternative power supply like DC 12V to switch ON/OFF 12V MR-16 light as follow picture.

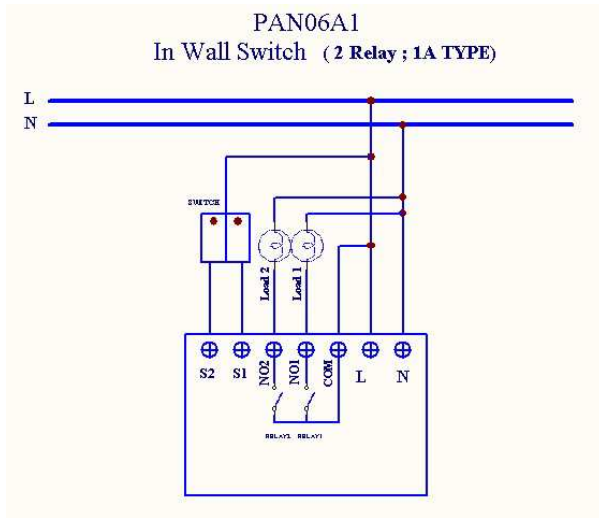


## Specification

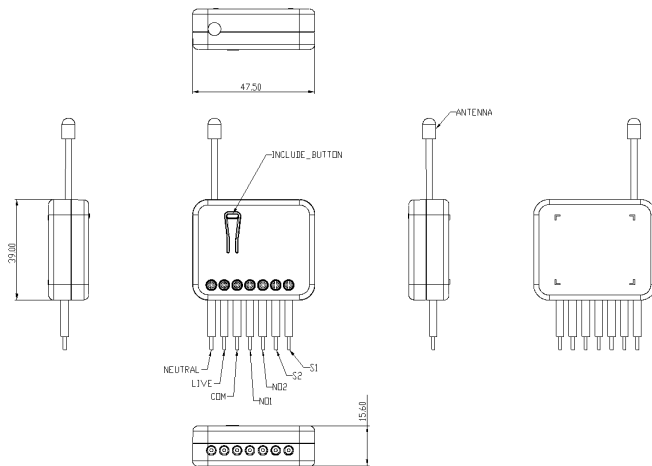
Power	No load standby power Input voltage	0.48W (230V) 0.35W (120V) 90 ~240VAC DC24~60V
RF	Frequency Regulation Distance	PAN06-1 868.42 (EU) / PAN06-2 908.42(USA/Canada)MHz / PAN06-3 922.5/923.9/926.3MHz (Taiwan/JP)MHz FCC part15.249 / EN300 220-1/ NCC min. 40m indoor min. 100m outdoor
Mechanical	weight Dimension (W x H x D)	30 g 47.5x39x15.6 mm
Environment	Operation Temperature Humidity	0 ~ 40° C 85%RH max
Load	Resistive load	1500W X2 (230V) 800W X 2 (120V)



## Application



## Dimension (unit: mm)



### Application:

Home Automation  
Energy Saving

**Philio Technology Corporation**  
[www.philio-tech.com](http://www.philio-tech.com)